


General Revenue Account

REPORT OF THE DIRECTOR OF AUDIT



Independent Auditor's Report To the President of the Legislative Council

Opinion

I certify that I have examined and audited the financial statements of the General Revenue Account set out on pages 22 to 34, which comprise the statement of assets and liabilities as at 31 March 2018, and the statement of receipts and payments for the year then ended, and notes to the financial statements, including a summary of significant accounting policies.

In my opinion, the financial statements of the General Revenue Account are prepared, in all material respects, in accordance with the Public Finance Ordinance (Cap. 2) and section 11(1) of the Audit Ordinance (Cap. 122).

Basis for opinion

I conducted my audit in accordance with section 12(1) of the Audit Ordinance and the Audit Commission auditing standards. My responsibilities under those standards are further described in the *Auditor's responsibilities for the audit of the financial statements* section of my report. I have fulfilled the independence and other ethical responsibilities in accordance with those standards. I believe that the audit evidence I have obtained is sufficient and appropriate to provide a basis for my opinion.

Other information

The Director of Accounting Services is responsible for the other information. The other information comprises all the information included in the Accounts of the Government of the Hong Kong Special Administrative Region for the year ended 31 March 2018 published by the Treasury, other than the financial statements and my auditor's report thereon.

My opinion on the financial statements does not cover the other information and I do not express any form of assurance conclusion thereon.

In connection with my audit of the financial statements, my responsibility is to read the other information and, in doing so, consider whether the other information is materially inconsistent with the financial statements or my knowledge obtained in the audit or otherwise appears to be materially misstated. If, based on the work I have performed, I conclude that there is a material misstatement of this other information, I am required to report that fact. I have nothing to report in this regard.

Director of Accounting Services' responsibilities for the financial statements

In accordance with section 16(1) of the Public Finance Ordinance, the Director of Accounting Services is responsible for the compilation and supervision of the accounts of the Government of the Hong Kong Special Administrative Region, for the management of accounting operations and procedures, and for ensuring that all regulations, directions or instructions made or given under the Public Finance Ordinance relating thereto and in respect of the safe custody of public moneys and its accounting are complied with.

Auditor's responsibilities for the audit of the financial statements

My objectives are to obtain reasonable assurance about whether the financial statements as a whole are free from material misstatement, whether due to fraud or error, and to issue an auditor's report that includes my opinion. Reasonable assurance is a high level of assurance, but is not a guarantee that an audit conducted in accordance with the Audit Commission auditing standards will always detect a material misstatement when it exists. Misstatements can arise from fraud or error and are considered material if, individually or in the aggregate, they could reasonably be expected to influence the economic decisions of users taken on the basis of these financial statements.

As part of an audit in accordance with the Audit Commission auditing standards, I exercise professional judgment and maintain professional skepticism throughout the audit. I also:

- identify and assess the risks of material misstatement of the financial statements, whether due to fraud or error, design and perform audit procedures responsive to those risks, and obtain audit evidence that is sufficient and appropriate to provide a basis for my opinion. The risk of not detecting a material misstatement resulting from fraud is higher than for one resulting from error, as fraud may involve collusion, forgery, intentional omissions, misrepresentations, or the override of internal control;
- obtain an understanding of internal control relevant to the audit in order to design audit procedures that are appropriate in the circumstances, but not for the purpose of expressing an opinion on the effectiveness of the General Revenue Account's internal control; and
- evaluate the appropriateness of accounting policies used by the Director of Accounting Services and the reasonableness of accounting estimates and related disclosures.

David Sun
Director of Audit

29 October 2018

Audit Commission
26th Floor
Immigration Tower
7 Gloucester Road
Wanchai, Hong Kong

General Revenue Account

STATEMENT OF ASSETS AND LIABILITIES AS AT 31 MARCH 2018

(Expressed in Hong Kong dollars)

	Note	2018 \$'000	2017 \$'000
Assets			
Investments with the Exchange Fund	3	640,740,747	572,380,941
Deposits with banks	4	532,753	542,313
Cash and bank balances	5	4,226,983	4,341,392
Advances	6	2,901,276	2,996,632
		648,401,759	580,261,278
Liabilities			
Deposits	7	(20,093,160)	(16,816,005)
Suspense Accounts	8	(55,407)	(50,405)
		(20,148,567)	(16,866,410)
		<u>628,253,192</u>	<u>563,394,868</u>
Representing:			
General Revenue Balance			
Balance at beginning of year		563,394,868	508,486,156
Surplus for the year		64,858,324	54,908,712
Balance at end of year	9, 10	<u>628,253,192</u>	<u>563,394,868</u>

Notes 1 to 13 form part of these financial statements.

Charlix WONG
 Director of Accounting Services
 29 August 2018



General Revenue Account

STATEMENT OF RECEIPTS AND PAYMENTS FOR THE YEAR ENDED 31 MARCH 2018

(Expressed in Hong Kong dollars)

	Note	2018 \$'000	2017 \$'000
Cash and bank balances at beginning of year		4,341,392	3,279,897
Revenue	11	444,331,070	436,026,493
Expenditure	12	(379,472,746)	(381,117,781)
Surplus for the year		64,858,324	54,908,712
Other cash movements	13	(64,972,733)	(53,847,217)
Cash and bank balances at end of year		4,226,983	4,341,392

Notes 1 to 13 form part of these financial statements.

Charlix WONG
Director of Accounting Services
29 August 2018



General Revenue Account

NOTES TO THE FINANCIAL STATEMENTS

(Expressed in Hong Kong dollars, unless otherwise stated)

1. Purpose and Legislation

- (i) The Public Finance Ordinance (Cap. 2) provides for the control and management of the public finances of Hong Kong and for incidental and connected purposes. The General Revenue Account records moneys raised or received for the purposes of the Government (except where provided otherwise in other Ordinances) and appropriations of expenditure in accordance with the Appropriation Ordinance and the Supplementary Appropriation Ordinance.
- (ii) The Statement of Assets and Liabilities and the Statement of Receipts and Payments of the General Revenue Account constitute the statement of the assets and liabilities and the annual statement of the receipts and payments of the Government as specified in section 11(1)(a) and (b) of the Audit Ordinance (Cap. 122). These Statements exclude the assets and liabilities and the receipts and payments of the Funds established under section 29 of the Public Finance Ordinance, viz Capital Works Reserve Fund, Capital Investment Fund, Civil Service Pension Reserve Fund, Disaster Relief Fund, Innovation and Technology Fund, Land Fund, Loan Fund, Lotteries Fund and Bond Fund, for which separate financial statements are prepared.

2. Accounting Policies

- (i) The General Revenue Account is kept on a cash basis. Transactions are recorded when moneys are received or paid. The Statement of Assets and Liabilities does not include fixed assets, loans, investments other than those made under section 26 of the Public Finance Ordinance, and debtors and creditors other than those covered by sections 20, 21, 22, 23, 24, 27 and 30 of the Public Finance Ordinance.
- (ii) For the purposes of these financial statements, a contingent liability is defined as:
 - (a) a possible obligation that arises from past events and whose existence will be confirmed only by the occurrence or non-occurrence of one or more uncertain future events not wholly within the control of the Government; or
 - (b) a present obligation that arises from past events but is not recognised because:
 - it is not probable that an outflow of resources embodying economic benefits will be required to settle the obligation; or
 - the amount of the obligation cannot be measured with sufficient reliability.
- (iii) Foreign currency transactions during the year are translated into Hong Kong dollars at the exchange rates ruling at the transaction dates. Foreign currency balances are translated into Hong Kong dollars at weighted average cost.

3. Investments with the Exchange Fund

- (i) These are investments and deposits held under section 26 of the Public Finance Ordinance:

	2018	2017
	\$'000	\$'000
Investments (Notes (ii) to (iv) below)	640,723,961	572,368,301
Deposits	16,786	12,640
	<u>640,740,747</u>	<u>572,380,941</u>

General Revenue Account

3. Investments with the Exchange Fund *(Continued)*

- (ii) The investments represent the cost of investments together with the investment income received in the year being reported.
- (iii) Pursuant to the Financial Secretary's decision announced in the 2016-17 Budget, as from 1 July 2016, a top-up allocation of \$4.8 billion was made from the General Revenue Account to the Future Fund. The Future Fund was established on 1 January 2016 as a notional savings account within the fiscal reserves. Together with the top-up allocation, it was placed with the Exchange Fund for securing higher investment returns over a ten-year investment period in accordance with an arrangement entered into with the Hong Kong Monetary Authority in December 2015. Investment return on the Future Fund placement is determined annually based on a composite rate (9.6% and 4.5% for the calendar years 2017 and 2016 respectively) computed on a weighted average basis with reference to the agreed rate under the Investment Portfolio (Note (iv) below) and the annual rate of return linked with the performance of the Long-Term Growth Portfolio. The Future Fund, together with investment return not received and compounded on an annual basis, is retained within the Exchange Fund until 31 December 2025 or upon decision of the Financial Secretary for withdrawal, whichever is the earlier. In respect of the General Revenue Account portion of \$4.8 billion, such accumulated investment return not received as revenue amounted to \$0.79 billion as at 31 December 2017 (*2016: \$0.08 billion*), including the investment return for the calendar year 2017 of \$0.71 billion (*2016: \$0.08 billion*).
- (iv) The part of the fiscal reserves outside the Future Fund (Note (iii) above) is referred to as Operating and Capital Reserves. Investment income on the Operating and Capital Reserves placement with the Exchange Fund is calculated, in accordance with an arrangement entered into with the Hong Kong Monetary Authority in 2007, on the basis of the average annual investment return of the Exchange Fund's Investment Portfolio for the past six years or the average annual yield of three-year government bond (replacing the three-year Exchange Fund Notes with effect from 1 January 2016) for the previous year subject to a minimum of zero percent, whichever is the higher. The rate of return for the calendar year 2017 was 2.8% (*2016: 3.3%*). The annual investment income is receivable on 31 December each year.

4. Deposits with Banks

These are Hong Kong dollar and foreign currency deposits placed with licensed banks in Hong Kong for investment under section 26 of the Public Finance Ordinance:

	2018	2017
	\$'000	\$'000
Hong Kong dollar	89,836	91,784
Foreign currency	442,917	450,529
	532,753	542,313

5. Cash and Bank Balances

These balances cover cash in hand, in transit, with banks and agents, and with public officers for operating standing or special imprest accounts as provided under section 22 of the Public Finance Ordinance.

General Revenue Account

6. Advances

Advances are paid under the authority of warrants issued under section 20 of the Public Finance Ordinance for a variety of reasons and are either recoverable or chargeable to expenditure upon authority being given:

	2018	2017
	\$'000	\$'000
Expenditure on Vietnamese migrants (Note (i) below)	1,161,991	1,161,991
Advances to Government officers	996,105	1,074,846
Payments on behalf of non-departmental public bodies, trading funds and non-statutory corporations wholly-owned by Government	423,210	412,483
Others	319,970	347,312
	2,901,276	2,996,632

- (i) The sum of \$1,161.991 million is the outstanding balance of expenditure on Vietnamese migrants recoverable from the United Nations High Commissioner for Refugees (UNHCR). The last repayment, amounting to \$3.865 million, was received in February 1998. In January 1998, the High Commissioner for Refugees informed the Government of the Hong Kong Special Administrative Region (HKSAR) that in the absence of further funding prospects, the repayment in February 1998 was the last reimbursement that the UNHCR could realistically foresee. If the UNHCR defaults on repayment of the outstanding advances, the Government of the HKSAR will not be able to enforce repayment through legal means as the UNHCR is immune from suit under the International Organizations and Diplomatic Privileges Ordinance (Cap. 190). Consequently, the full recovery of the amount due is doubtful.

During the financial year 2017-18, the Government of the HKSAR continued to pursue the repayment of the outstanding advances from the UNHCR and to urge it to make renewed efforts to look for donations with a view to settling the amount. So far, the Government of the HKSAR has not received any further repayments.

Efforts to press the UNHCR for early settlement of the outstanding advances will continue.

7. Deposits

These are moneys received from time to time from individuals or organisations under sections 23 and 24 of the Public Finance Ordinance for a variety of reasons and are in due course either repayable or transferable to General Revenue:

	2018	2017
	\$'000	\$'000
Tax reserve certificates	11,983,233	9,121,127
Water deposits	1,843,157	1,789,674
Tenancy deposits	1,798,708	1,746,603
Legal aid deposits	997,501	872,882
Tax overpayments	816,342	737,410
Private works	379,290	382,667
Others	2,274,929	2,165,642
	20,093,160	16,816,005

General Revenue Account

8. Suspense Accounts

These Suspense Accounts are established under Resolutions passed by the Legislative Council under section 30 of the Public Finance Ordinance:

	2018	2017
	\$'000	\$'000
Correctional Services Industries (Note (i) below)	28,627	31,470
Government Logistics Department — Unallocated Stores (Note (i) below)	7,837	7,755
The Special Coin (Note (ii) below)	(87,921)	(89,879)
The Financial Secretary Incorporated (Note (iii) below)	(3,950)	249
	(55,407)	(50,405)

- (i) The balances on the Correctional Services Industries Suspense Account and the Government Logistics Department — Unallocated Stores Suspense Account represent the cost of stocks in hand.
- (ii) The balance on The Special Coin Suspense Account represents the unutilised balance of net proceeds arising from issuing and dealing with special and commemorative coins.
- (iii) The balance on The Financial Secretary Incorporated Suspense Account represents the net amount arising from dealing with the regrant or renewal of Government Leases and managing the properties comprised therein.

9. Contingent Liabilities

As at 31 March 2018, the Government had the following contingent liabilities:

- (i) guarantee to the Hong Kong Export Credit Insurance Corporation for liabilities under contracts of insurance amounting to \$39,881 million (2017: \$36,799 million);
- (ii) guarantees provided under the SME Financing Guarantee Scheme — Special Concessionary Measures amounting to \$19,763 million (2017: \$20,811 million);
- (iii) legal claims, disputes and proceedings amounting to \$8,215 million (2017: \$26,474 million);
- (iv) guarantees provided under the SME Loan Guarantee Scheme amounting to \$4,234 million (2017: \$4,544 million); and
- (v) guarantees provided under the Special Loan Guarantee Scheme amounting to \$654 million (2017: \$899 million).

10. Commitments

The balances of capital and non-recurrent funding approvals that were unspent were as follows:

	2018	2017
	\$'000	\$'000
Non-recurrent expenditure	29,303,955	29,013,864
Plant, vehicles and equipment	7,101,505	7,232,944
Capital works	133,183	117,248
Capital subventions	2,000,471	1,788,195
	38,539,114	38,152,251

General Revenue Account

11. Revenue

Analysis of total revenue by Head:

Head	2018				2017
	Original Estimate \$'000	Actual \$'000	Over/(Under) the Estimate \$'000	Variance %	Actual \$'000
1 Duties	10,933,456	10,700,965	(232,491)	(2.1)	10,254,359
2 General Rates	21,427,000	22,203,177	776,177	3.6	21,250,102
3 Internal Revenue					
Profits tax	139,000,000	139,100,219	100,219	0.1	139,238,084
Salaries tax	61,855,000	60,838,782	(1,016,218)	(1.6)	59,077,484
Stamp duties	53,000,000	95,172,761	42,172,761	79.6	61,898,965
Other internal revenue	32,287,263	33,517,557	1,230,294	3.8	32,327,417
	286,142,263	328,629,319	42,487,056	14.8	292,541,950
4 Motor Vehicle Taxes	7,705,656	8,594,290	888,634	11.5	7,813,679
5 Fines, Forfeitures and Penalties	1,433,024	2,327,192	894,168	62.4	1,496,411
6 Royalties and Concessions	3,195,186	3,241,957	46,771	1.5	10,686,400
7 Properties and Investments					
Income from Investments with the Exchange Fund (Note (i) below)	-	15,524,061	-	-	16,629,501
Others	-	27,747,214	-	-	30,334,667
	41,047,102	43,271,275	2,224,173	5.4	46,964,168
9 Loans, Reimbursements, Contributions and Other Receipts	4,811,977	5,097,517	285,540	5.9	28,044,154
10 Utilities	4,232,551	4,372,380	139,829	3.3	4,256,150
11 Fees and Charges	15,816,572	15,892,998	76,426	0.5	12,719,120
Total	396,744,787	444,331,070	47,586,283	12.0	436,026,493

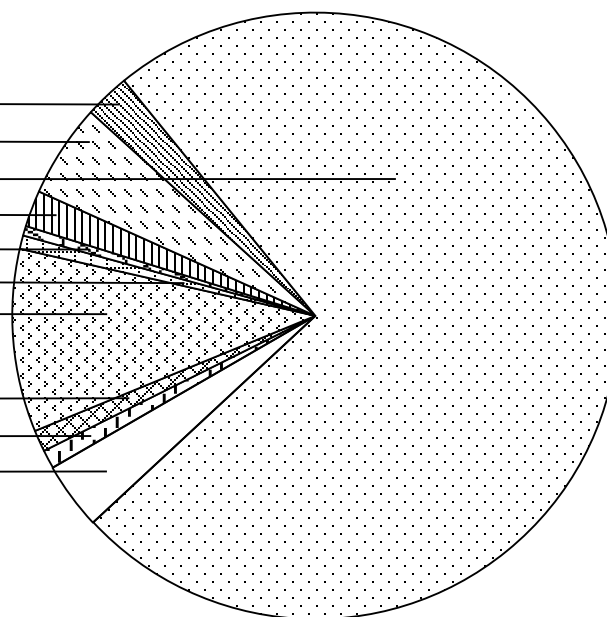
- (i) Pursuant to the Financial Secretary's directives, the investment incomes of the General Revenue Account for the calendar years 2014 and 2015 totalling \$40.99 billion (comprising \$14.84 billion for 2014 and \$26.15 billion for 2015), along with the investment incomes on other parts of the fiscal reserves for the two years, were set aside and retained within the Exchange Fund for the Housing Reserve, and not received in the respective financial years 2014-15 and 2015-16. The Housing Reserve was established in December 2014. As explained in the 2015-16 Budget Speech, the Housing Reserve is to provide financial resources to meet the ten-year public housing supply target. The investment income retained within the Exchange Fund earns the same rate of investment return as stipulated in Note 3(iv) and shall be received on a date as determined by the Financial Secretary. The accumulated investment return not received was \$3.41 billion up to 31 December 2017 (2016: \$2.2 billion), including the investment return for the calendar year 2017 amounting to \$1.21 billion (2016: \$1.38 billion). Together with the accumulated investment return, the sums not received as revenue of the General Revenue Account and earmarked as Housing Reserve totalled \$44.4 billion (2016: \$43.19 billion).

Further analysis of revenue appears on pages 116 to 124 of the Supporting Statements.

General Revenue Account

Analysis of Revenue for the year ended 31 March 2018

Duties	\$10.7 Billion	2%
General Rates	\$22.2 Billion	5%
Internal Revenue	\$328.6 Billion	74%
Motor Vehicle Taxes	\$8.6 Billion	2%
Fines, Forfeitures and Penalties	\$2.3 Billion	1%
Royalties and Concessions	\$3.2 Billion	1%
Properties and Investments	\$43.3 Billion	10%
Loans, Reimbursements, Contributions and Other Receipts (Including Transfers from Funds)	\$5.1 Billion	1%
Utilities	\$4.4 Billion	1%
Fees and Charges	\$15.9 Billion	3%



**Total Revenue
\$444.3 Billion**

12. Expenditure

Analysis of total expenditure by Head:

Head	2018				2017
	Original Estimate \$'000	Actual \$'000	Over/(Under) the Estimate \$'000	Variance %	Actual \$'000
21 Chief Executive's Office	117,363	116,930	(433)	(0.4)	110,498
22 Agriculture, Fisheries and Conservation Department	1,521,847	1,356,295	(165,552)	(10.9)	1,250,175
25 Architectural Services Department	2,042,983	2,065,436	22,453	1.1	2,032,677
24 Audit Commission	169,191	169,548	357	0.2	164,357
23 Auxiliary Medical Service	97,935	94,253	(3,682)	(3.8)	96,385
82 Buildings Department	1,382,930	1,394,062	11,132	0.8	1,359,915
26 Census and Statistics Department	665,767	644,351	(21,416)	(3.2)	777,868
27 Civil Aid Service	109,468	109,414	(54)	-	106,138
28 Civil Aviation Department	994,730	1,003,054	8,324	0.8	950,005
33 Civil Engineering and Development Department	2,845,479	2,542,264	(303,215)	(10.7)	2,636,662
30 Correctional Services Department	3,839,053	3,864,785	25,732	0.7	3,775,767
31 Customs and Excise Department	3,652,909	3,630,607	(22,302)	(0.6)	3,497,997
37 Department of Health	8,780,758	8,323,910	(456,848)	(5.2)	7,304,813
92 Department of Justice	1,971,926	1,641,631	(330,295)	(16.7)	1,531,123
39 Drainage Services Department	2,636,654	2,646,928	10,274	0.4	2,594,150

General Revenue Account

12. Expenditure (Continued)

Head	2018				2017
	Original	Actual	Over/(Under)	Variance	Actual
	Estimate \$'000	\$'000	the Estimate \$'000	%	\$'000
42 Electrical and Mechanical Services Department	668,166	651,289	(16,877)	(2.5)	477,032
44 Environmental Protection Department	6,133,742	5,251,677	(882,065)	(14.4)	4,956,727
45 Fire Services Department	6,049,824	5,894,000	(155,824)	(2.6)	5,563,723
49 Food and Environmental Hygiene Department	6,776,198	6,779,014	2,816	-	6,511,923
46 General Expenses of the Civil Service	3,826,740	3,388,492	(438,248)	(11.5)	3,261,294
166 Government Flying Service	776,275	517,348	(258,927)	(33.4)	536,119
48 Government Laboratory	463,918	473,326	9,408	2.0	473,487
59 Government Logistics Department	619,790	619,377	(413)	(0.1)	602,465
51 Government Property Agency	1,942,714	1,936,292	(6,422)	(0.3)	1,936,934
143 Government Secretariat: Civil Service Bureau	600,626	589,318	(11,308)	(1.9)	569,040
152 Government Secretariat: Commerce and Economic Development Bureau (Commerce, Industry and Tourism Branch)	2,515,634	1,966,189	(549,445)	(21.8)	1,884,689
55 Government Secretariat: Commerce and Economic Development Bureau (Communications and Creative Industries Branch)	409,369	366,364	(43,005)	(10.5)	367,022
144 Government Secretariat: Constitutional and Mainland Affairs Bureau	698,066	696,082	(1,984)	(0.3)	608,814
138 Government Secretariat: Development Bureau (Planning and Lands Branch)	392,650	382,624	(10,026)	(2.6)	307,301
159 Government Secretariat: Development Bureau (Works Branch)	505,678	461,670	(44,008)	(8.7)	408,782
156 Government Secretariat: Education Bureau	57,393,829	60,087,809	2,693,980	4.7	54,815,376
137 Government Secretariat: Environment Bureau	80,845	76,721	(4,124)	(5.1)	77,626
148 Government Secretariat: Financial Services and the Treasury Bureau (Financial Services Branch)	343,588	271,973	(71,615)	(20.8)	764,942

General Revenue Account

12. Expenditure (Continued)

Head	2018				2017
	Original Estimate \$'000	Actual \$'000	Over/(Under) the Estimate \$'000	Variance %	Actual \$'000
147 Government Secretariat: Financial Services and the Treasury Bureau (The Treasury Branch)	318,842	309,529	(9,313)	(2.9)	342,091
139 Government Secretariat: Food and Health Bureau (Food Branch)	162,081	150,432	(11,649)	(7.2)	131,095
140 Government Secretariat: Food and Health Bureau (Health Branch)	55,990,015	57,060,922	1,070,907	1.9	54,049,368
53 Government Secretariat: Home Affairs Bureau	2,025,752	1,981,368	(44,384)	(2.2)	1,808,372
135 Government Secretariat: Innovation and Technology Bureau	178,215	51,706	(126,509)	(71.0)	38,837
155 Government Secretariat: Innovation and Technology Commission	621,176	618,339	(2,837)	(0.5)	590,739
141 Government Secretariat: Labour and Welfare Bureau	840,546	821,610	(18,936)	(2.3)	782,636
47 Government Secretariat: Office of the Government Chief Information Officer	765,961	759,680	(6,281)	(0.8)	735,443
142 Government Secretariat: Offices of the Chief Secretary for Administration and the Financial Secretary	993,951	941,270	(52,681)	(5.3)	911,989
96 Government Secretariat: Overseas Economic and Trade Offices	431,946	370,943	(61,003)	(14.1)	337,878
151 Government Secretariat: Security Bureau	606,630	467,774	(138,856)	(22.9)	371,884
158 Government Secretariat: Transport and Housing Bureau (Transport Branch)	280,433	278,504	(1,929)	(0.7)	231,057
60 Highways Department	3,148,719	2,870,321	(278,398)	(8.8)	2,810,029
63 Home Affairs Department	2,607,074	2,571,893	(35,181)	(1.3)	2,425,682
168 Hong Kong Observatory	303,083	302,784	(299)	(0.1)	298,044
122 Hong Kong Police Force	18,495,744	18,785,027	289,283	1.6	17,855,006
62 Housing Department	304,587	304,574	(13)	-	287,593
70 Immigration Department	4,558,514	4,457,514	(101,000)	(2.2)	4,275,049
72 Independent Commission Against Corruption	1,074,206	1,080,262	6,056	0.6	1,044,691
121 Independent Police Complaints Council	73,393	74,673	1,280	1.7	64,215

General Revenue Account

12. Expenditure (Continued)

Head	2018				2017
	Original Estimate \$'000	Actual \$'000	Over/(Under) the Estimate \$'000	Variance %	Actual \$'000
74 Information Services Department	505,545	512,111	6,566	1.3	466,367
76 Inland Revenue Department	1,566,548	1,541,401	(25,147)	(1.6)	1,503,710
78 Intellectual Property Department	156,394	157,372	978	0.6	145,793
79 Invest Hong Kong	130,697	134,652	3,955	3.0	125,539
174 Joint Secretariat for the Advisory Bodies on Civil Service and Judicial Salaries and Conditions of Service	33,107	32,823	(284)	(0.9)	30,410
80 Judiciary	1,762,725	1,663,915	(98,810)	(5.6)	1,521,355
90 Labour Department	1,953,176	1,927,367	(25,809)	(1.3)	1,851,634
91 Lands Department	2,452,963	2,509,354	56,391	2.3	2,402,600
94 Legal Aid Department	996,812	1,005,841	9,029	0.9	1,023,633
112 Legislative Council Commission	841,862	853,524	11,662	1.4	874,052
95 Leisure and Cultural Services Department	8,599,298	8,657,462	58,164	0.7	8,431,164
100 Marine Department	1,362,139	1,381,427	19,288	1.4	1,307,032
106 Miscellaneous Services	3,912,906	162,522	(3,750,384)	(95.8)	115,825
180 Office for Film, Newspaper and Article Administration	48,345	48,232	(113)	(0.2)	46,222
114 Office of The Ombudsman	114,068	116,644	2,576	2.3	115,095
116 Official Receiver's Office	180,311	180,819	508	0.3	188,998
120 Pensions	35,385,040	34,409,640	(975,400)	(2.8)	31,948,165
118 Planning Department	686,700	686,300	(400)	(0.1)	662,442
136 Public Service Commission Secretariat	30,350	29,519	(831)	(2.7)	24,871
160 Radio Television Hong Kong	995,202	1,008,400	13,198	1.3	985,439
162 Rating and Valuation Department	525,906	531,459	5,553	1.1	512,928
163 Registration and Electoral Office	554,159	351,820	(202,339)	(36.5)	920,958
169 Secretariat, Commissioner on Interception of Communications and Surveillance	21,202	20,186	(1,016)	(4.8)	19,146
170 Social Welfare Department	72,151,170	66,195,562	(5,955,608)	(8.3)	64,434,066
181 Trade and Industry Department	802,446	736,986	(65,460)	(8.2)	728,440
186 Transport Department	3,097,346	2,913,421	(183,925)	(5.9)	2,652,148
188 Treasury	391,910	396,473	4,563	1.2	382,883
190 University Grants Committee	18,661,695	18,999,780	338,085	1.8	18,610,482

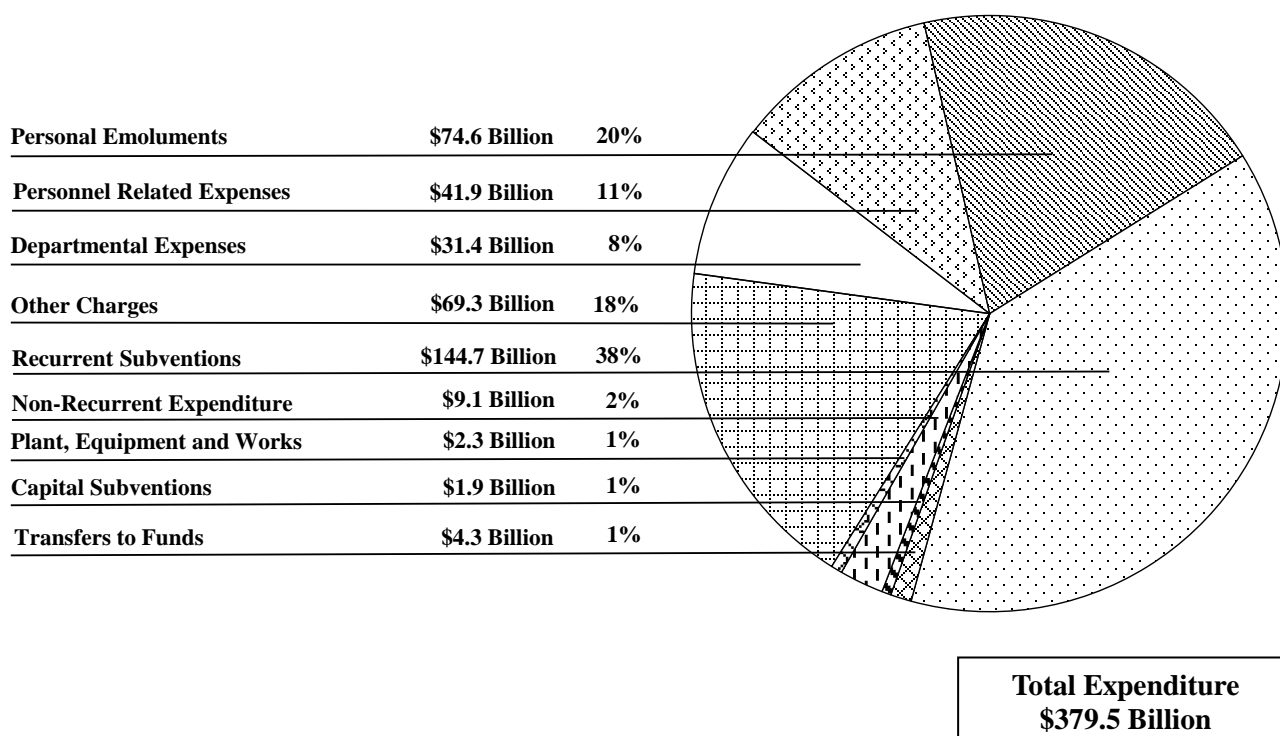
General Revenue Account

12. Expenditure (Continued)

Head	2018				2017
	Original Estimate \$'000	Actual \$'000	Over/(Under) the Estimate \$'000	Variance %	Actual \$'000
194 Water Supplies Department	8,282,094	8,322,096	40,002	0.5	8,001,067
173 Working Family and Student Financial Assistance Agency	8,197,941	5,363,480	(2,834,461)	(34.6)	5,517,793
	<u>389,207,570</u>	<u>375,122,746</u>	<u>(14,084,824)</u>	<u>(3.6)</u>	<u>357,253,781</u>
184 Transfers to Funds	8,850,000	4,350,000	(4,500,000)	(50.8)	23,864,000
Total	<u>398,057,570</u>	<u>379,472,746</u>	<u>(18,584,824)</u>	<u>(4.7)</u>	<u>381,117,781</u>

Further analyses of expenditure appear on pages 125 to 148 of the Supporting Statements.

Analysis of Expenditure for the year ended 31 March 2018



General Revenue Account

13. Other Cash Movements

These are cash movements arising from changes in other assets and liabilities:

	2018 \$'000	2017 \$'000
(Increase)/Reduction in Assets		
Investments with the Exchange Fund	(68,359,806)	(55,388,584)
Deposits with banks	9,560	716,671
Advances	95,356	45,358
	(68,254,890)	(54,626,555)
Increase/(Reduction) in Liabilities		
Deposits	3,277,155	783,149
Suspense Accounts	5,002	(3,811)
	3,282,157	779,338
	(64,972,733)	(53,847,217)

Revenue, Expenditure and General Revenue Balance for the years ended 31 March 2009 to 2018

\$Billion

